

boat

plug into nirvana



ROCKERZ 410
On Ear Wireless Headphones

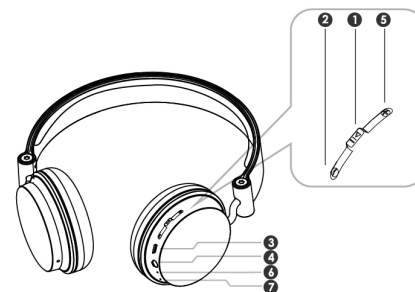
SPECIFICATIONS

Bluetooth version:	Bluetooth V2.1
Effective transmission range:	10m
Battery:	300mAh Li polymer battery
Charging time:	2 hours (maximum)
Playing time:	8 hours
Stand-by time:	up to 100 hours
LED indicator status:	Blue LED for power and BT pairing indicator; Red LED for charging indicator
Diameter of driver unit:	40mm
Frequency range:	20Hz~20kHz
Sensitivity at 1KHz:	110+/-5 dB
Impedance:	32+/-15% Ω
Distortion:	$\leq 1\%$ at 1KHz
Rated power input	10mW
Net Weight:	Approx. 118g

ACCESSORIES

Micro USB charging Cable
3.5mm audio cable
Instruction Manual

1



1 Multifunction button

On/Off
Play
Pause
Call/Answer/Hang Up

2 Volume Down / Track Back

Decrease the volume
Go to previous song

3 Micro USB charging port

4 3.5mm audio jack

5 Volume Up / Track Forward

Increase the volume
Go to next song

6 Microphone

7 LED indicator

2

Important Safety Information

POWER ON

Press and hold the Multifunction button (1) to turn the headphones on. The LED- indicator will flash BLUE when headphones are on.

POWER OFF

Press and hold the Multifunction button (1) to turn the headphones off. The LED indicator will stop flashing when off.

CHARGING THE HEADPHONES

Use the Micro USB cable and connect headphones to your computer or adaptor device made for USB charging. A red LED indicator will turn on when the headphones are charging. The red LED light will turn off when headphones are fully charged.

PAIRING

- 1 Make sure your phone, computer or music device is turned on and within 1 meter of each other.
- 2 Hold down Multifunction On/Off button (1) for about 3 seconds until LED light starts to flash BLUE quickly.
- 3 Activate the Bluetooth feature on your phone or device and set it to search for Bluetooth devices (Discoverable).
- 4 Select 'boAt Rockerz 410' from the list of found devices.
- 5 If necessary, enter passcode '0000' to pair and connect the headphones to your device.
- 6 Once successfully paired, the LED light will flash BLUE once every few seconds

3

PLAYBACK / CONTROLS

- 1 Press Multifunction button Play/Pause (1) to start and pause audio.
- 2 Press (button 5) to skip forward to next track. Press and hold down button to increase volume.
- 3 Press (button 2) to go back to previous track. Press and hold down button to decrease volume.

Note: The controls will not function when charging.

CALLS

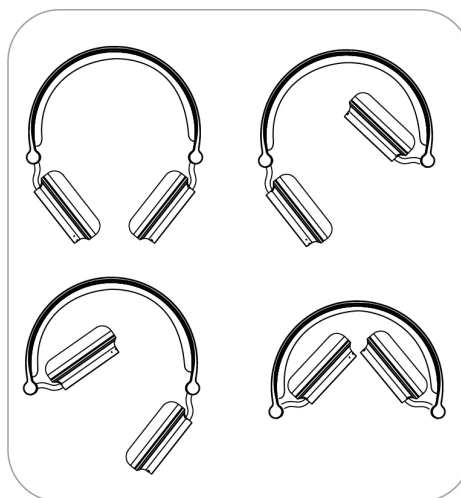
- 1 To answer an incoming call, press the Multifunction Play/Pause (button 1)
- 2 To end call, press the same button again
- 3 To decrease or increase the volume during the call, press and hold down button 2 or button 5

Use Responsibly

Do not use headphones when it's unsafe to do so—while operating a vehicle, crossing streets, or during any activity or in an environment where your full attention to your surroundings is required. It's dangerous to drive while wearing headphones, and illegal because it decreases your chances of hearing life-saving sounds outside of your vehicle, such as another car's horn and emergency vehicle sirens. Please avoid wearing your headphones while driving.

4

How to fold the headphone

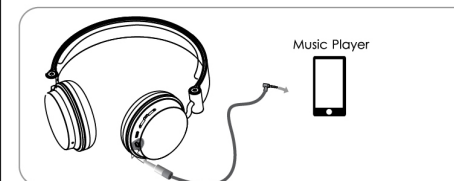


5

Using headphones in Passive Mode (Wired)

You can use the headphones as a wired headphone to save battery. Simply connect one end of the 3.5mm cable to the bottom of the ear cushion and the other end to your phone or device.

Note: Inserting an audio cable disables wireless functionality.



6

Thanks for purchasing our Over-ear Bluetooth Headphone. Please read the instructions carefully before using it, in order to know the proper operations of the product.

Warranty

boAt Rockerz 410 Wireless Headphones comes with a one year all India warranty.

Warranty Card

Customer Name : _____
Product Name : _____ Model No.: _____
Address : _____ Date of Purchase: _____
Dealer Name : _____ Phone No.: _____

For Service please contact :
Imagine Marketing Pvt. Ltd. 255, Guru Gobind Ind Est, Jay Coach Goregaon East, Mumbai,
Maharashtra - 400633, Phone: +91-22-49461882, Email: info@imaginemarketingindia.com

Connect with us on

boAt-lifestyle.com
facebook.com/boat.nirvana
instagram.com/boat.nirvana

Model: Rockerz 410



Made In China

7